



Understanding your Year 10 Go4Schools Report

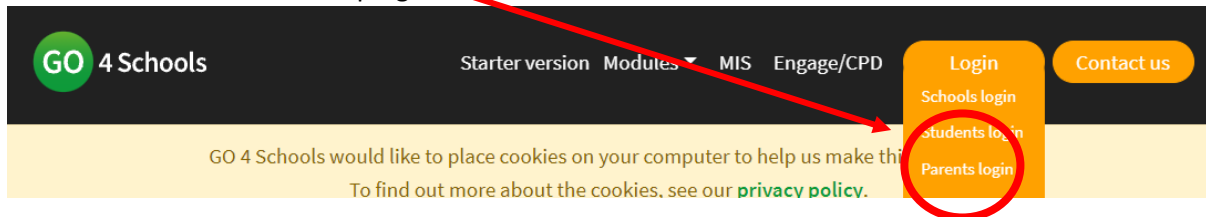
Introduction

Go4Schools is an online database where we record academic information about your child. Formal assessment data is made available shortly after the assessment rather than having to wait for a summary at an end of term report.

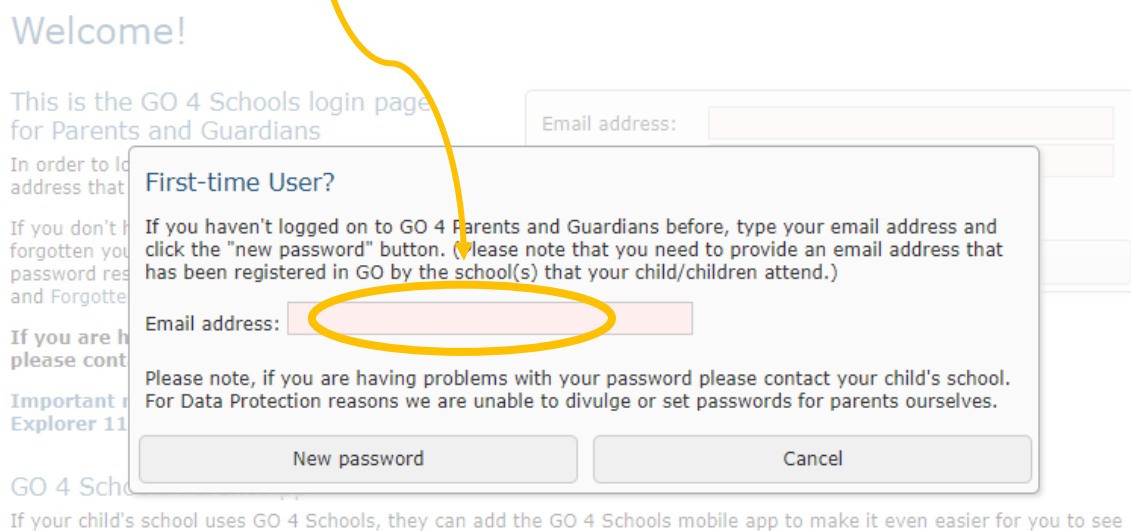
At the end of the winter, spring and summer terms we will also take a “Snapshot” report of the assessment data so you can see what progress is being made. Behaviour and attendance information is shared via Classcharts.

Logging on for the first time.

1. Go to the Go 4 Schools website: www.go4schools.com
2. Click on the “Parents” icon top right.




3. Click “First-time User” then enter the email address we hold on record for you and click “New password.” If you need to provide us with an email address, please call the school office with the relevant details. Go4Schools will update overnight and you will be able to try logging on the following day.



4. Go4Schools will email you a link to set a password.
5. If you do not receive a welcome email from Go4Schools, this is because we do not have your current email address on record. Please call the school office and they will update our records with the correct address. The server refreshes overnight so you will be able to log on the following day.

Finding your reports

Once you have logged in, click on this icon:  (on the left toolbar) to view detailed information about each subject.

Click on this icon:  to view reports.

Grades used in your report

Title	Stands for	What does it mean?
Summer PPE	Pre Public Exams (Mock) grades	This is the grade achieved in the Pre Public (Mock) Exams. This is calculated using past exam papers and marked according to exam board criteria.

All subjects use GCSE grades 1 to 9 where 1 is the lowest grade and 9 is the highest.

- **Grade 4** is roughly equivalent to the old grade C and is considered a “standard Pass”
- **Grade 5** is considered a “strong pass” and will be required as a minimum to study in the Sixth Form.
- **Grades 7 to 9** are roughly equal to the old grades A & A*.

The “+” after a grade indicates you are near the next highest grade and “-” indicates you have only just achieved that grade.

In Combined Science, you will see two grades, eg “6/5” This subject is worth two GCSEs and in this example means you have achieved the equivalent of a Grade 6 and a grade 5.

Engagement & Homework Grades

We use a simple RAG rating to give feedback on Engagement & Homework. In short, students should aim to be green which indicates they are doing everything properly. Amber shows that they are a little way off but with some adjustments could quickly catch up. Red shows that there is a problem and they need to make some big improvements. Purple is reserved for a small number of students in each class who are doing exceptionally well compared to the rest of the class.

The criteria for each grade is shared on the report key but for ease is below:

Engagement:

Purple	Exemplary conduct. Is always engaged and takes a lead in their own learning. Is always enthusiastic about their work, takes pleasure in their success and is inquisitive about new knowledge.
Green	Consistently well behaved. Engages well, takes part, offers ideas, confidently answers questions and makes a good effort in class.
Amber	Behaviour can be poor. Is sometimes reluctant to engage, may try to make excuses not to take part, may be reluctant to answer questions and doesn't always make a good enough effort. Not quite achieving their potential.
Red	Poor behaviour or is regularly disengaged from work and needs a lot of prompting from the teacher to complete work. Rarely takes part in activities or answers questions willingly. Makes little effort and is not meeting their potential.

Homework

Purple	Always hands homework in on time and work is exceptional.
Green	Always hands homework in and it is usually done to a good standard.
Amber	Has missed several deadlines and work is sometimes unsatisfactory or incomplete
Red	Very poor record of homework completion or is regularly not done well enough.

In addition, detailed Behaviour information is available via www.classcharts.com

I hope you find this guide helpful. If you have any questions please email mdixon@spires.anthemtrust.uk